




# Champion System

COMPLETE SIZING GUIDE

#beyourownbrand



## How to Measure?

To choose the correct size for you, measure your body as follows:

### 1. CHEST

Measure under your arms around the fullest part of your chest.

### 2. WAIST

Measure around natural waistline, keeping the tape a bit loose.

### 3. HIP

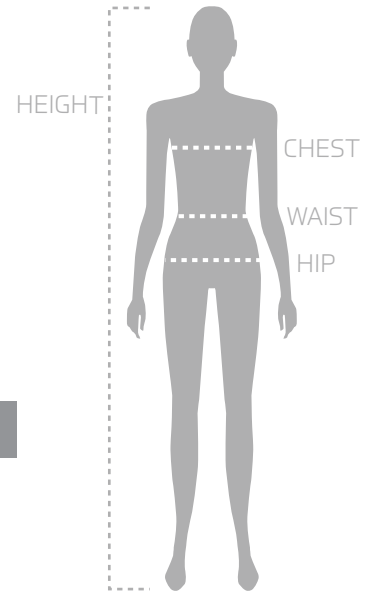
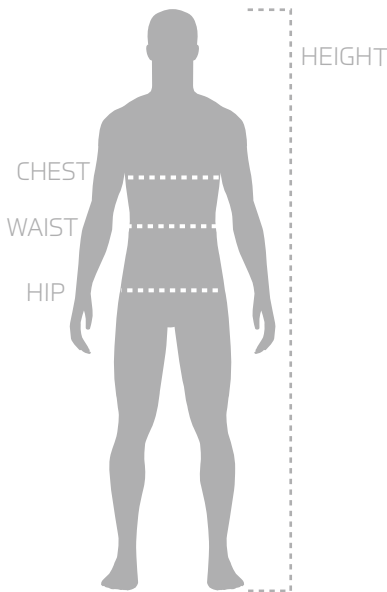
Measure around the fullest part of your body at the top of your leg.

### 4. BODY HEIGHT

## Between two sizes?

Do you like a tight fit? Go for the smaller size.  
Prefer the looser fit? Go for the larger size.

**We offer two cuts for men's cycling jerseys -**  
**RACE CUT is a tighter, shortened, closer fitting cut.**  
**CLUB CUT is a longer more relaxed fit.**



## MEN'S SIZING

	Height (cm)	Chest (cm)	Waist (cm)	Hip (cm)
X Small	165 and under	84 - 89	66 - 71	84 - 89
Small	163 - 173	89 - 94	71 - 76	89 - 94
Medium	170 - 180	97 - 102	76 - 81	97 - 102
Large	178 - 188	102 - 107	81 - 86	102 - 107
X Large	185 - 195	107 - 112	86 - 91	107 - 112
2X Large	191 and up	112 - 117	91 - 97	112 - 117
3X Large	191 and up	117 - 122	97 - 102	117 - 122

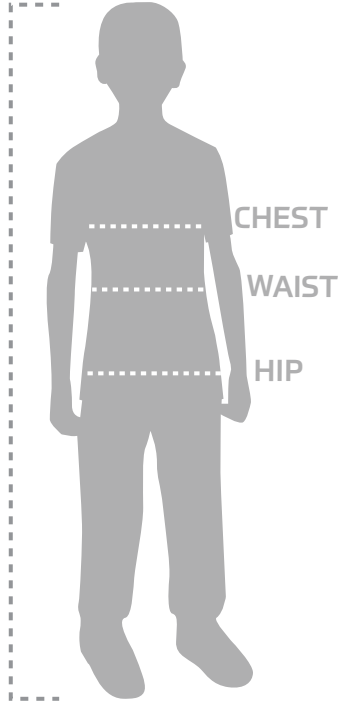
## WOMEN'S SIZING

	Height (cm)	Chest (cm)	Waist (cm)	Hip (cm)
X Small	157 and under	76 - 81	56 - 61	79 - 84
Small	155 - 165	81 - 86	64 - 69	86 - 89
Medium	163 - 173	86 - 91	69 - 74	91 - 97
Large	170 - 180	91 - 97	76 - 81	99 - 104
X Large	178 and up	99 - 104	84 - 89	107 - 112
2X Large	178 and up	104 - 109	91 - 97	114 - 119
3X Large	178 and up	109 - 114	97 - 102	119 - 127

This size guide is intended for reference only and sizing may vary according to the style, fabric and fit of the actual garment. For more information or to see some sizing samples, please contact us on (02)0830-7080

For children's triathlon suits we advise that you size up as the garments are closer cut.

## HEIGHT

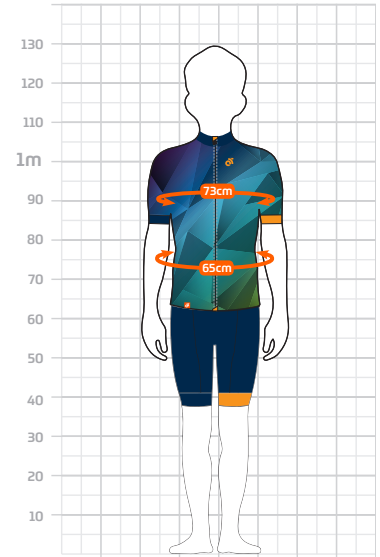


### How to Measure?

1. CHEST  
Run a flexible tape measure across the fullest area of the chest, holding the tape measure horizontally
2. WAIST  
Wrap the tape measure around the narrowest part of the waist, keeping the tape horizontally
3. HIP  
Measure around the fullest part of your body at the top of your leg.
4. BODY HEIGHT

### Between two sizes?

Do you like a tight fit? Go for the smaller size.  
Prefer the looser fit? Go for the larger size.



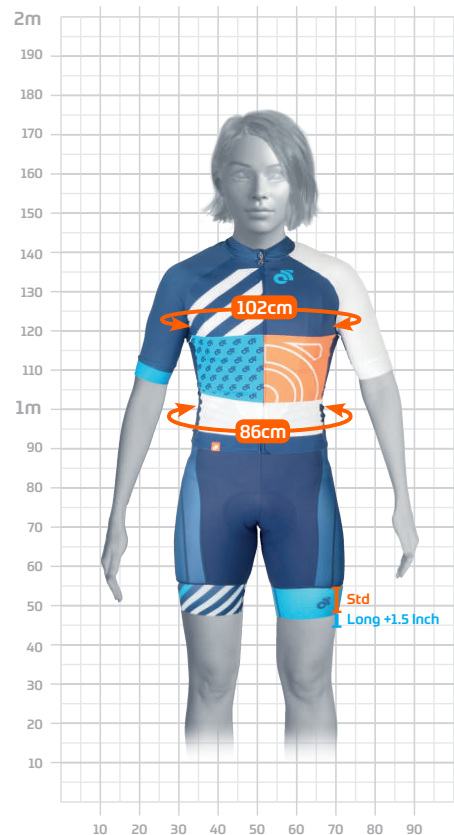
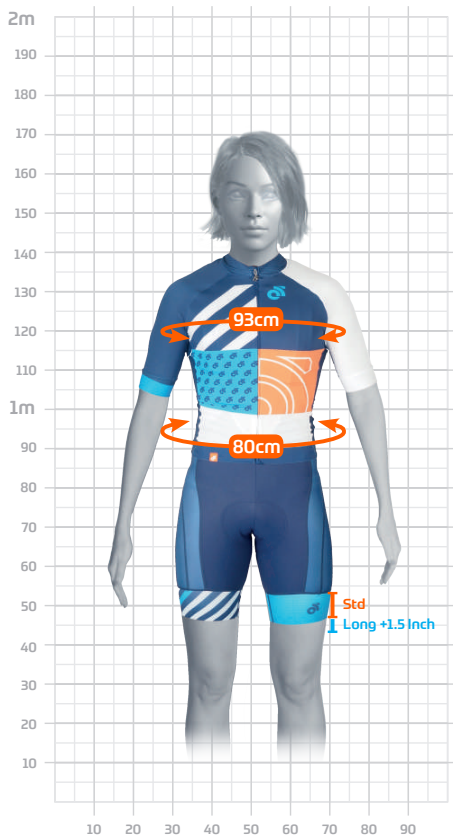
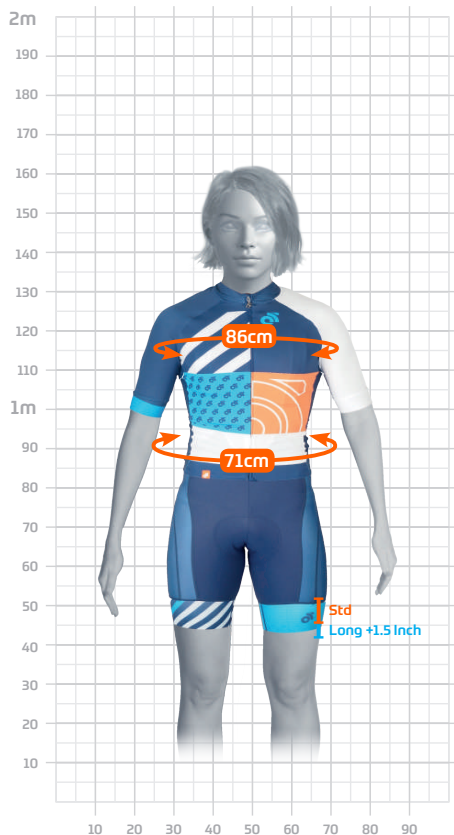
### Rider One

- Rider is 130cm tall has a chest measurement of 73cm and a waist of 65cm.
- Rider wears a size **medium Tech Lite Jersey** and **medium Tech Bib Shorts**.

## UNISEX CHILDREN'S SIZING

SIZE	Height (cm)	Chest (cm)	Waist (cm)	Hips (cm)
X Small	122 - 128	67	61	71
Small	134 - 140	72.5	63.5	76
Medium	146 - 152	76	65	81
Large	158 - 164	81	67.5	86.5
X Large	166 - 169	86.5	72.5	91.5

This size guide is intended for reference only and sizing may vary according to the style, fabric and fit of the actual garment. For more information or to see some sizing samples, please contact us on (02)8030-7080



## Rider One

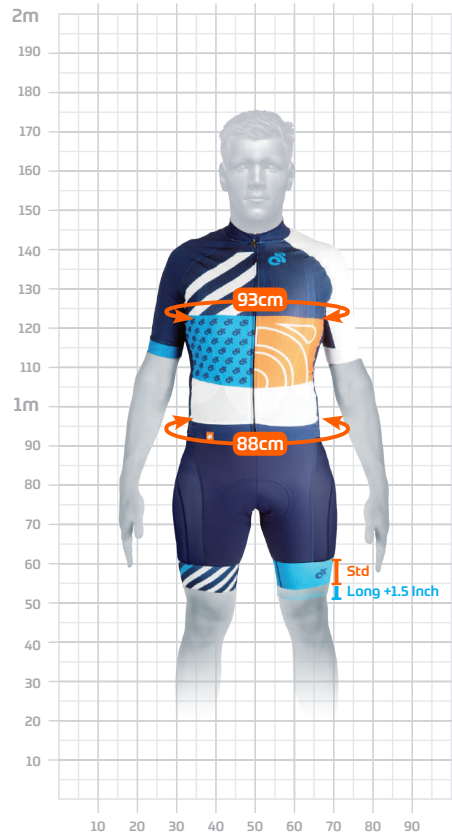

- Rider One is 160 cm tall, has a chest measurement of 86cm and a waist of 71cm
- Rider One wears a size **medium Apex Jersey** in **women's cut** and **medium Apex Bib Shorts** in standard length.
- Long length (extra 1.5 inch) can be specified at no extra cost.
- Extra long length (extra 2.5 inch) can be specified at no extra cost.
- If you prefer a looser fit, you can size up in your ladies jerseys

## Rider Two

- Rider Two is 170cm tall has a chest measurement of 93cm and a waist of 80cm
- Rider Two wears a size **large Apex Jersey** in **women's cut** and **large Apex Bib Shorts** in long length
- Long length (extra 1.5 inch) can be specified at no extra cost.
- Extra long length (extra 2.5 inch) can be specified at no extra cost.
- If you prefer a looser fit, you can size up in your ladies jerseys

## Rider Three

- Rider Three is 175cm tall, has a chest measurement of 102cm and a waist of 86cm
- Rider Three wears a size **xlarge Apex Jersey** in a **women's cut** and **xlarge Apex Bib Shorts** in long length.
- Long length (extra 1.5 inch) can be specified at no extra cost.
- Extra long length (extra 2.5 inch) can be specified at no extra cost.
- If you prefer a looser fit, you can size up in your ladies jerseys



### Rider One


- Rider One is 165 cm tall, has a chest measurement of 86cm and a waist of 82cm
- Rider One wears a size **small Apex Jersey in race cut** and **small Apex Bib Shorts** in standard length.
- Long length (extra 1.5 inch) can be specified at no extra cost.
- Extra long length (extra 2.5 inch) can be specified at no extra cost.
- If you prefer a looser fit, you can specify club cut in all but our **Apex Aero Jersey**.

### Rider Two

- Rider Two is 175cm tall has a chest measurement of 93cm and a waist of 88cm
- Rider Two wears a size **medium Apex Jersey in race cut** and **medium Apex Bib Shorts** in standard length
- Long length (extra 1.5 inch) can be specified at no extra cost.
- Extra long length (extra 2.5 inch) can be specified at no extra cost.
- If you prefer a looser fit you can specify club cut in all but out **Apex Aero Jersey**.

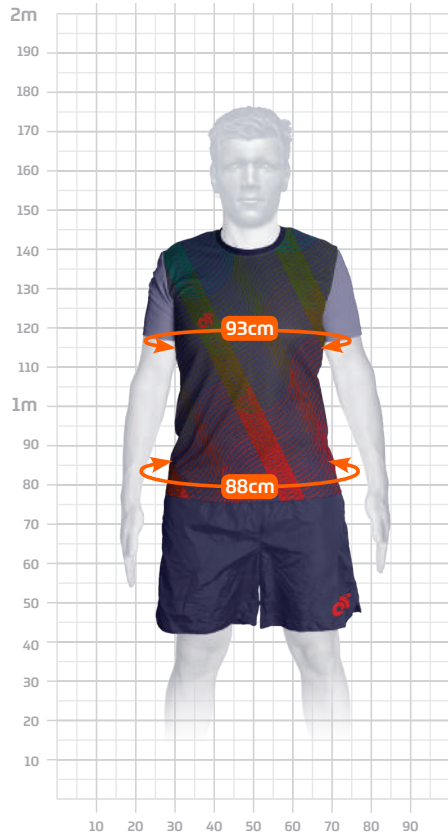
### Rider Three

- Rider Three is 182cm tall, has a chest measurement of 109cm and a waist of 89cm
- Rider three wears a size **xlarge Apex Jersey in a race cut** and **xlarge Apex Bib Shorts** in long length.
- Long length (extra 1.5 inch) can be specified at no extra cost.
- Extra long length (extra 2.5 inch) can be specified at no extra cost.
- If you prefer a looser fit you can specify club cut in all but out **Apex Aero Jersey**.



### Athlete One

- Athlete One is 165cm tall has a chest measurement of 86cm and a waist of 82cm.
- Athlete One wears a size **small Performance Run Top** and **small Run Shorts** long length.



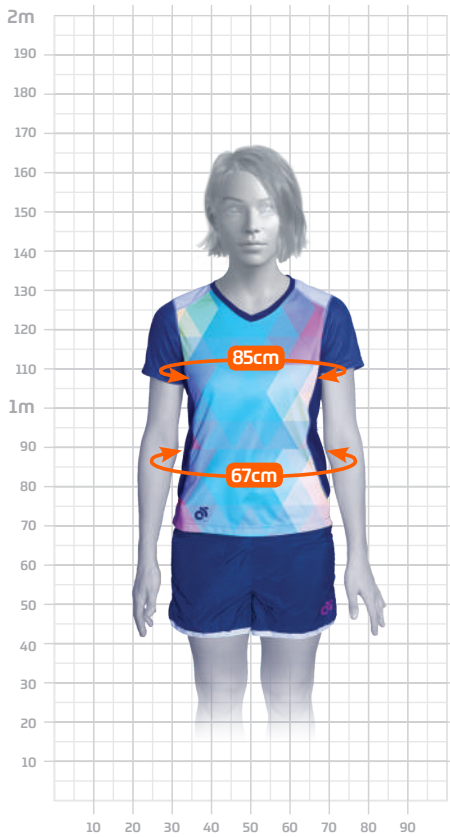
### Athlete Two

- Athlete Two is 175cm tall has a chest measurement of 93cm and a waist of 88cm.
- Athlete Two wears a size **medium Performance Run Top** and **Medium Run shorts** long length.



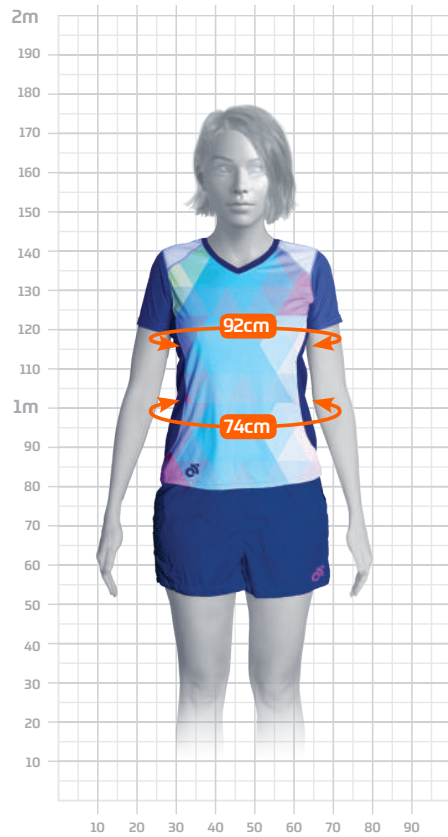
### Athlete Three

- Athlete Three is 182cm tall has a chest measurement of 109cm and a waist of 89cm.
- Athlete Three wears a size **large Performance Run Top** and **large Run Shorts** long length.



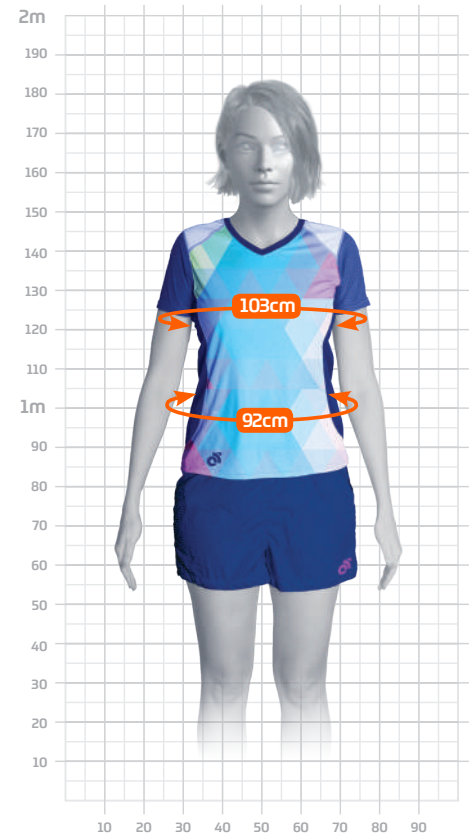
### Athlete One

- Athlete One is 165cm tall has a chest measurement of 85cm and a waist of 67cm.
- Athlete One wears a size **small Performance Run Top** and **small Race Shorts**



### Athlete Two

- Athlete Two is 175cm tall has a chest measurement of 92cm and a waist of 74cm.
- Athlete Two wears a size **large Performance Run Top** and **medium Race Shorts**



### Athlete Three

- Athlete Three is 182cm tall has a chest measurement of 103cm and a waist of 92cm.
- Athlete Three wears a size **x large Performance Run Top** and **2 xlarge Race Shorts**

### Cyclist or triathlete also?

We would recommend that you size down in your running apparel if you are looking to achieve a close fit, as our run range is designed to be slightly looser fitting.

Looking for samples? Get in touch with us and we can send through sizing samples to ensure you choose the correct size.



### **APEX**

If you want the best, most Technical, aerodynamic and fastest Kit. **Apex** is intended for athletes who want the best with all the features. These garments are form fitting for best performance.



### **PERFORMANCE**

You want fast, technical and comfortable do it all garments **Performance** is the way to go. The best balance between performance quality, and comfort.

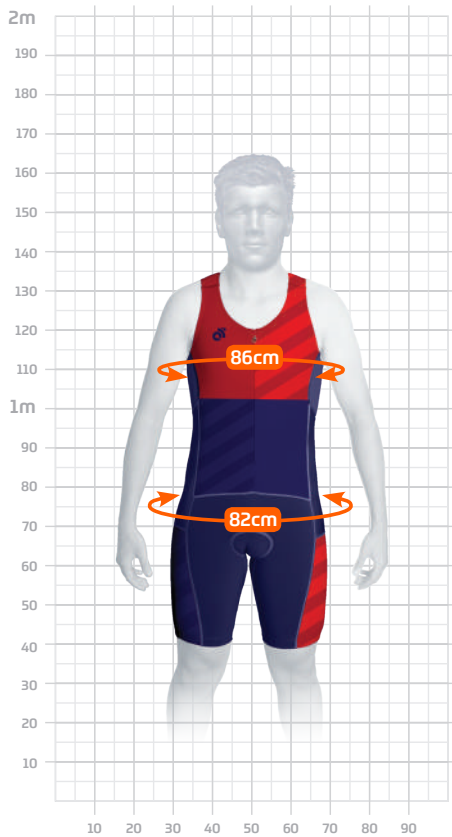


### **TECH**

If you want affordable quality and the right fit. The **Tech** range offers quality entry level garments with great features at a competitive price. Perfect for your next event.

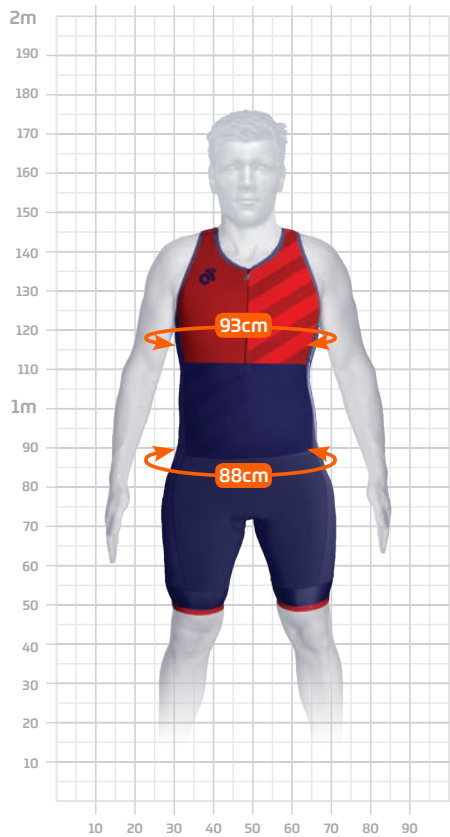
If you prefer a slightly longer, looser garment, you can opt for **club cut**. Same great quality and features just a fit suited to you. Ladies get the best of both worlds. Our entire range is available in a **women's cut** to allow a comfortable but tailored fit for the ladies in your club.





### Athlete One

- Athlete One is 165cm tall has a chest measurement of 86cm and a waist of 82cm.
- Athlete One wears a size **small Performance Classic Tri Suit**.



### Athlete Two

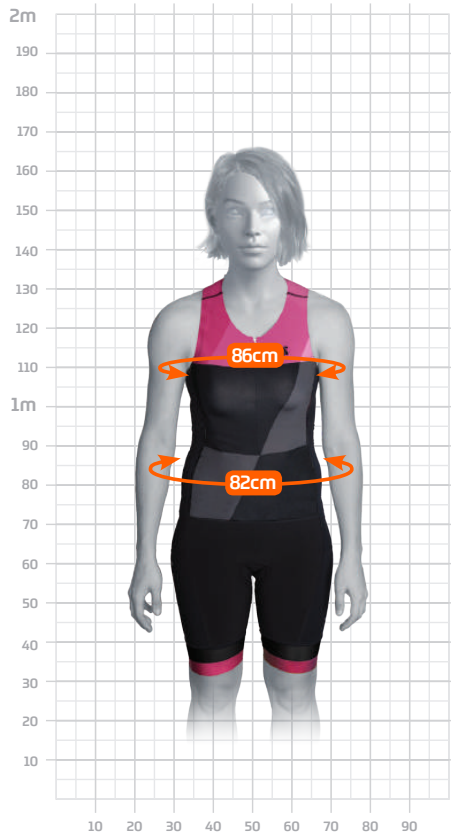
- Athlete Two is 175cm tall has a chest measurement of 93cm and a waist of 88cm.
- Athlete Two wears a size **medium Performance Link Tri Suit**.



### Athlete Three

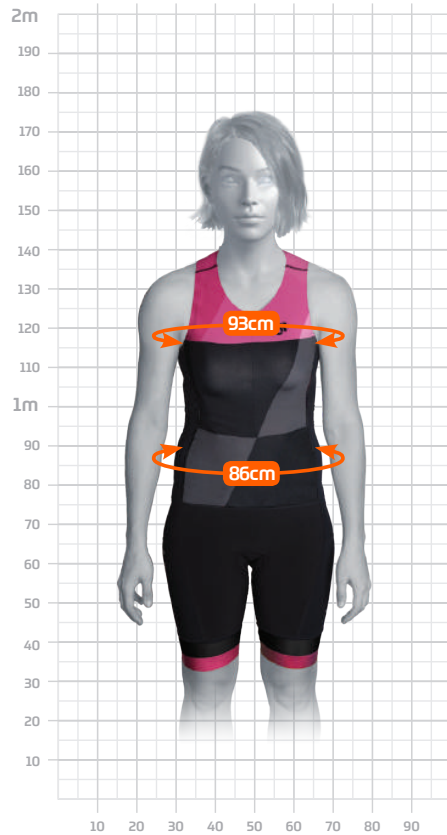
- Athlete Three is 182cm tall has a chest measurement of 109cm and a waist of 89cm.
- Athlete Three wears a size **large Performance Classic Tri Suit**.

**Note:** It is best not to use your regular pant measurement as a guide for waist measurements. Sizing can differ greatly and is usually inconsistent between brands so do not reflect a true measurement. Always use a measuring tape to get your measurements.



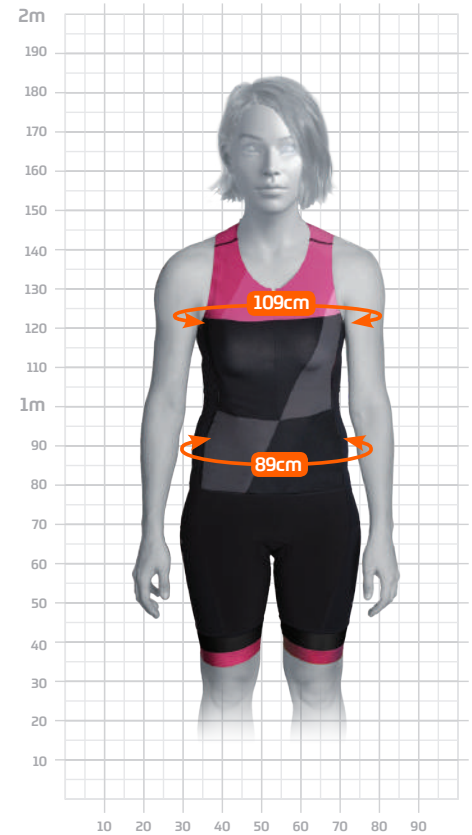
### Athlete One

- Athlete One is 165cm tall has a chest measurement of 86cm and a waist of 82cm.
- Athlete One wears a size **small Performance Classic Tri Suit**.



### Athlete Two

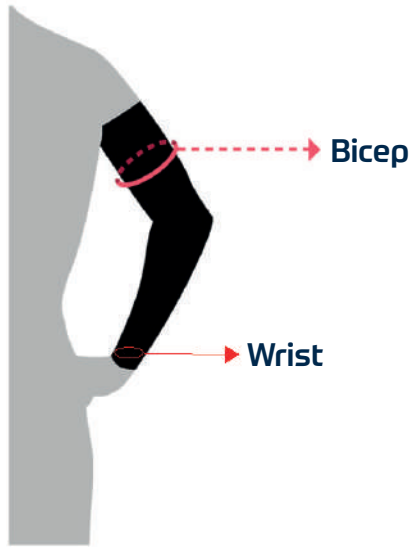
- Athlete Two is 175cm tall has a chest measurement of 93cm and a waist of 86cm.
- Athlete Two wears a size **medium Performance Link Tri Suit**.



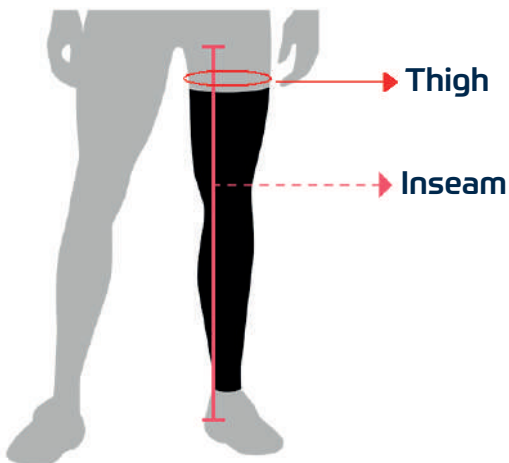
### Athlete Three

- Athlete Three is 182cm tall has a chest measurement of 109cm and a waist of 89cm.
- Athlete Three wears a size **large Performance Classic Tri Suit**.

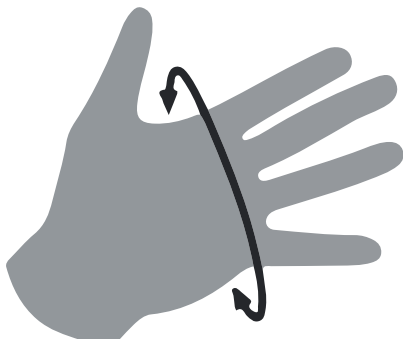
**Note:** It is best not to use your regular pant measurement as a guide for waist measurements. Sizing can differ greatly and is usually inconsistent between brands so do not reflect a true measurement. Always use a measuring tape to get your measurements.



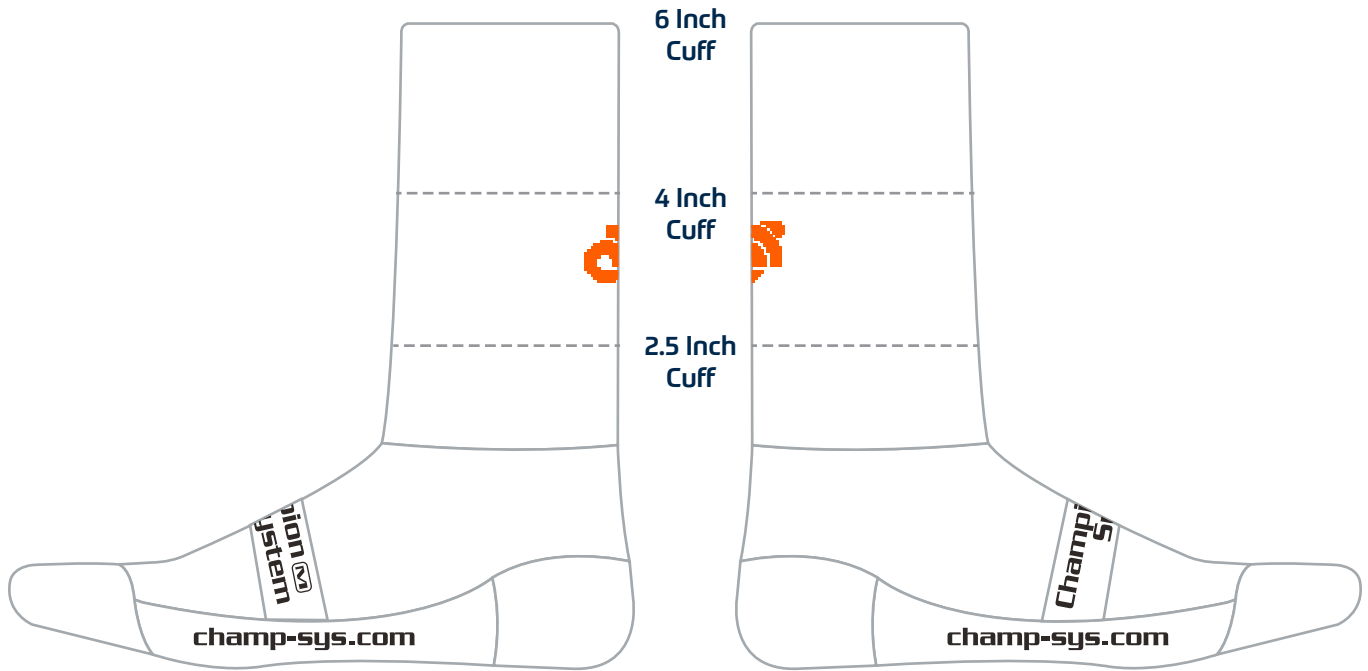
Size	1. Wrist (inch)	2. Bicep (inch)
XS	6	11
S	6.5	12
M	7	13
L	7.5	14
XL	7.75	15



Size	1. Thigh (inch)	2. Inseam (inch)
XS	20	30 or less
S	21	31
M	22.5	32
L	24	33
XL	25	34



Hand Circumference without Thumb		
	(inch)	(cm)
XS	6 - 7	16 - 18
S	7 - 8	18 - 20
M	8 - 9	20 - 23
L	9 - 10	23 - 26
XL	10 - 11	26 - 28



Shoe Cover / Sock Size	Shoe Size				
	US Men's	US Women's	UK Men's	UK Women's	EU
XS	5	6	4 - 5.5	3.5 - 5	36 - 38
S	5 - 8	6 - 9.5	5.5 - 7.5	5 - 7	38 - 41
M	8 - 10	9.5 - 11	7.5 - 10	7 - 9.5	41 - 44
L	10 - 12	11+	10 - 11.5	9.5 - 11	44 - 46
XL	12+		11.5+		46+